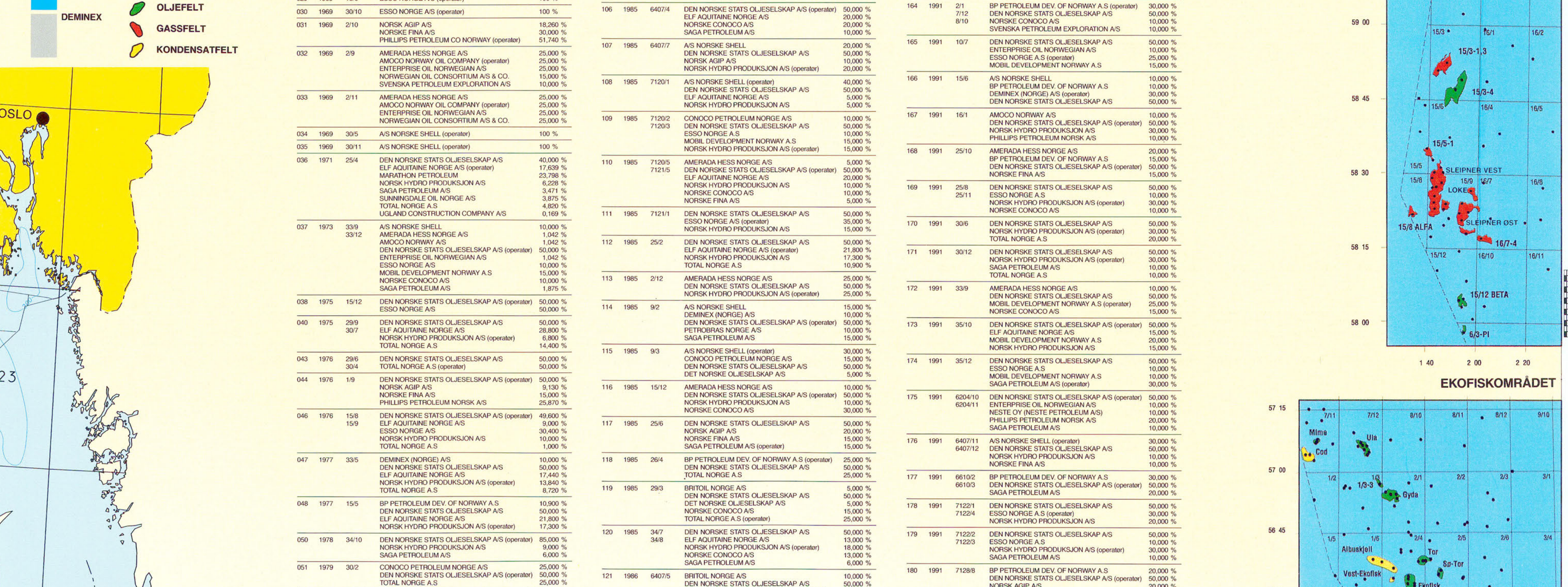
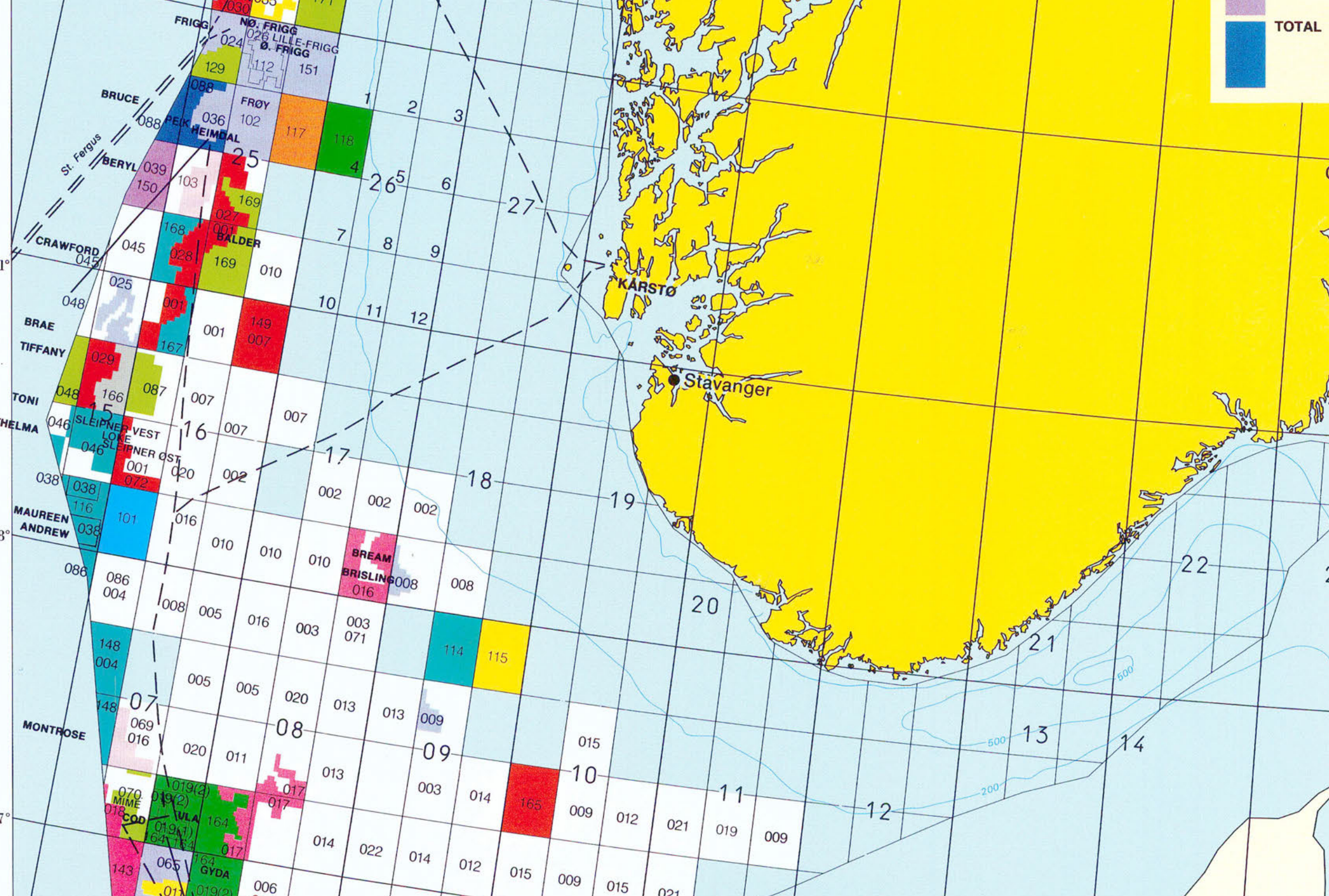
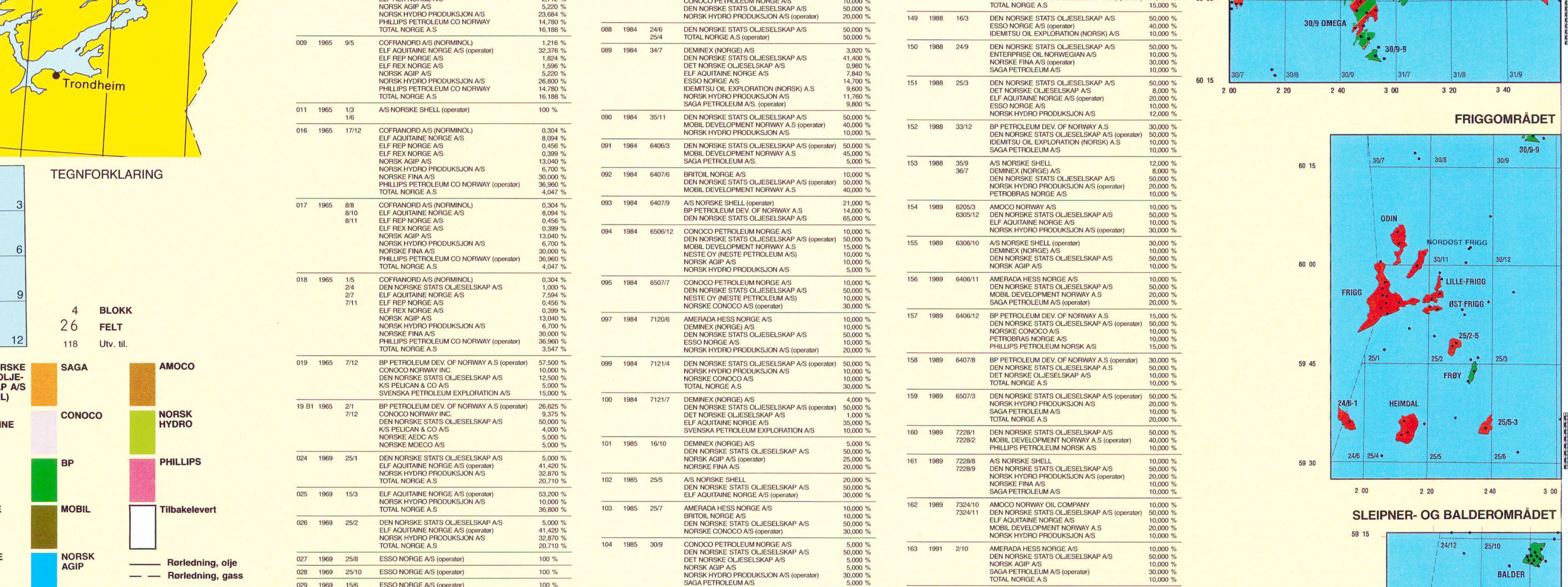
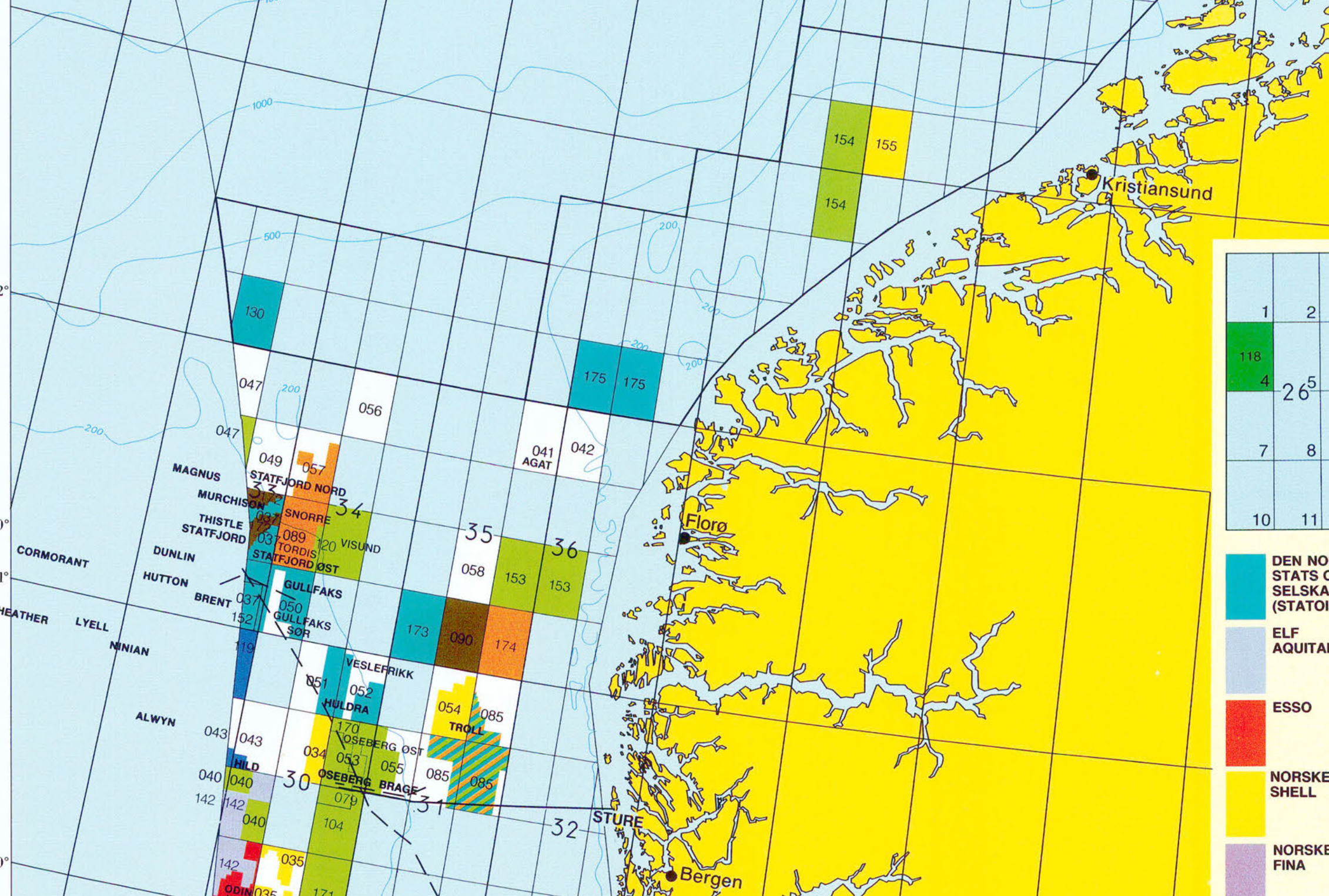
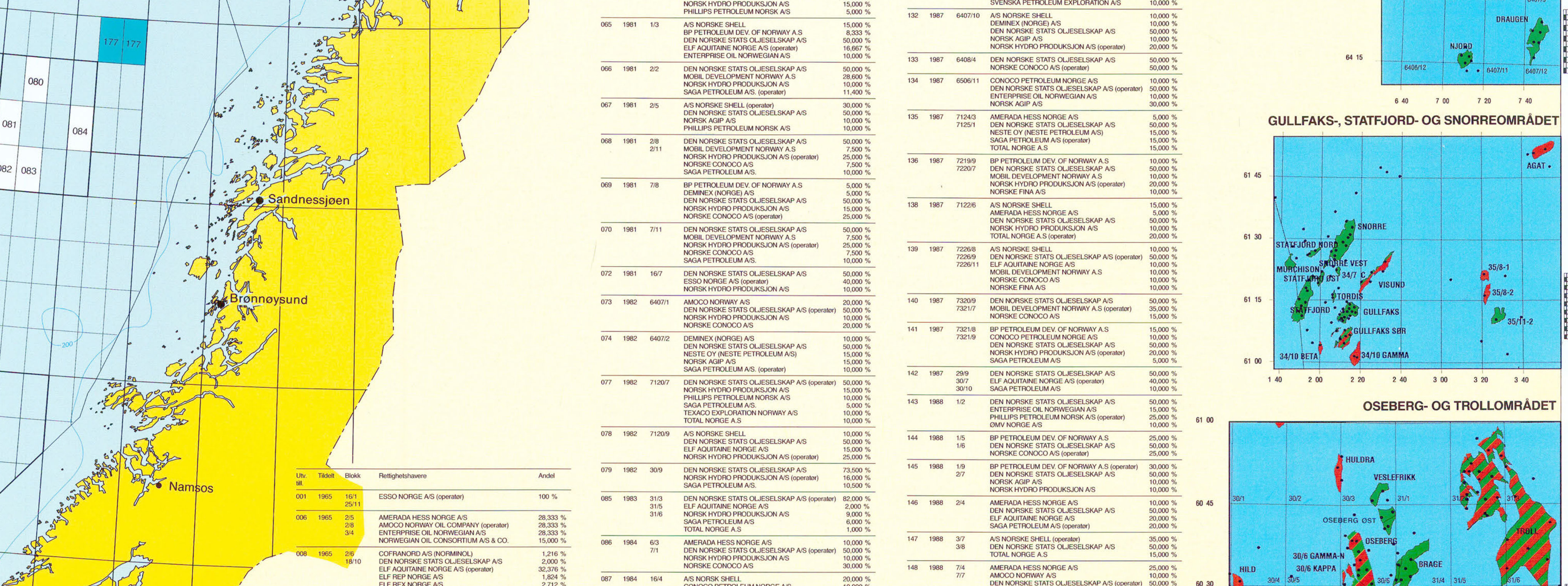
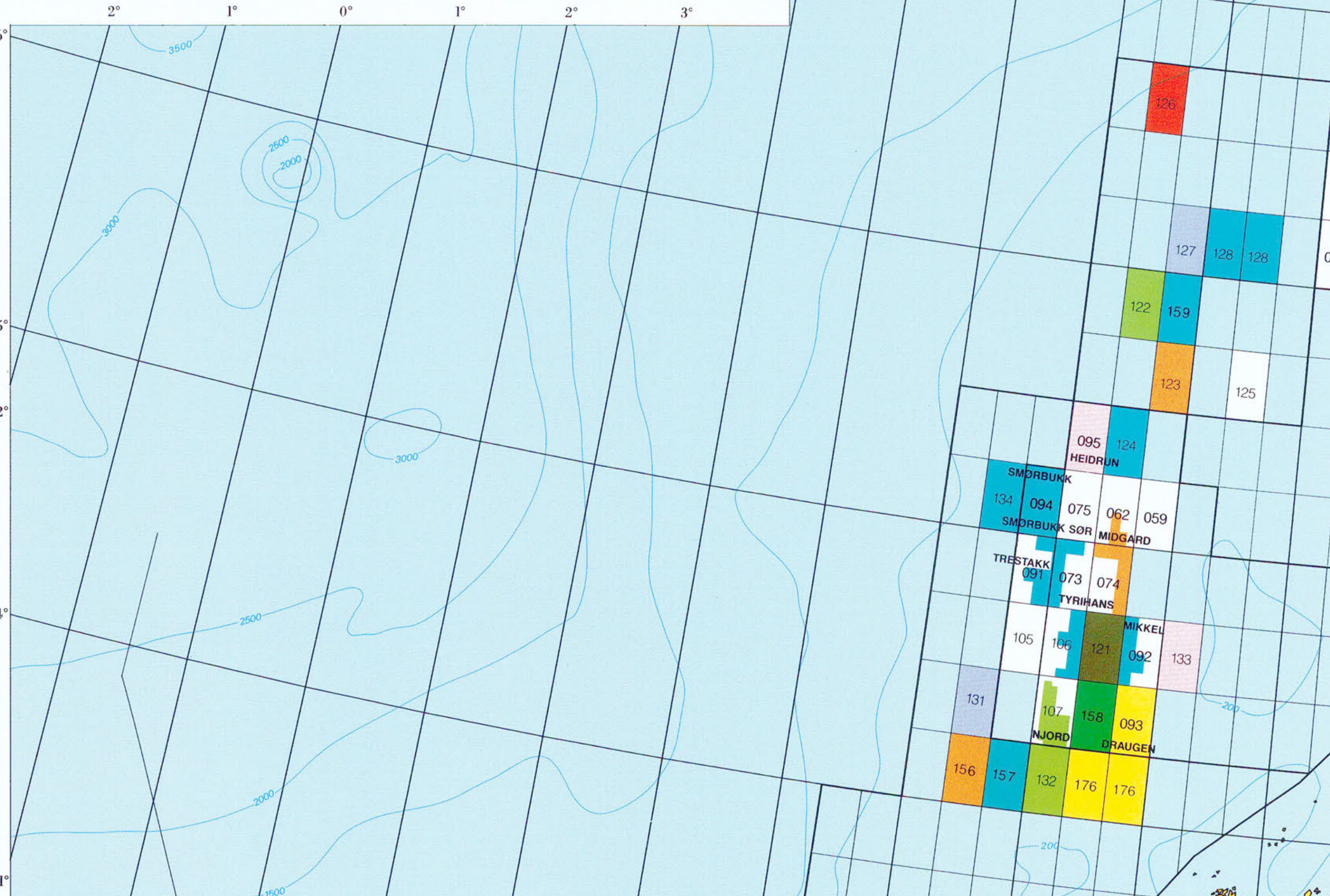
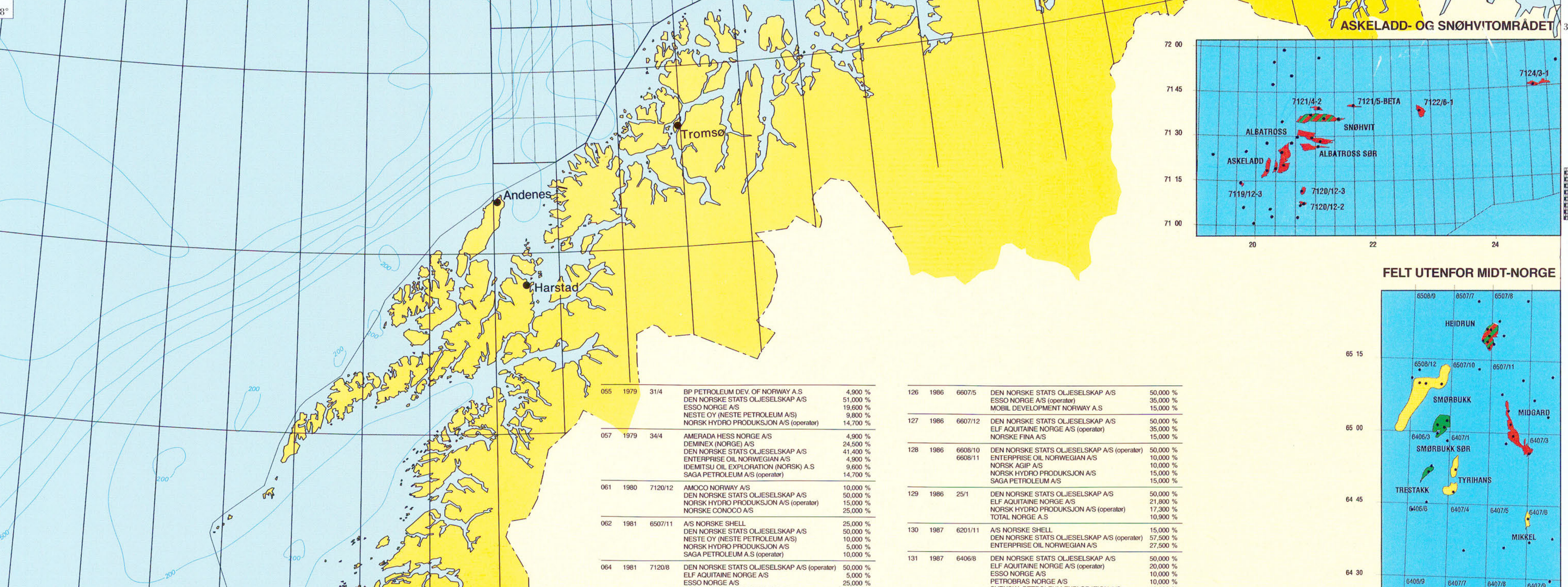
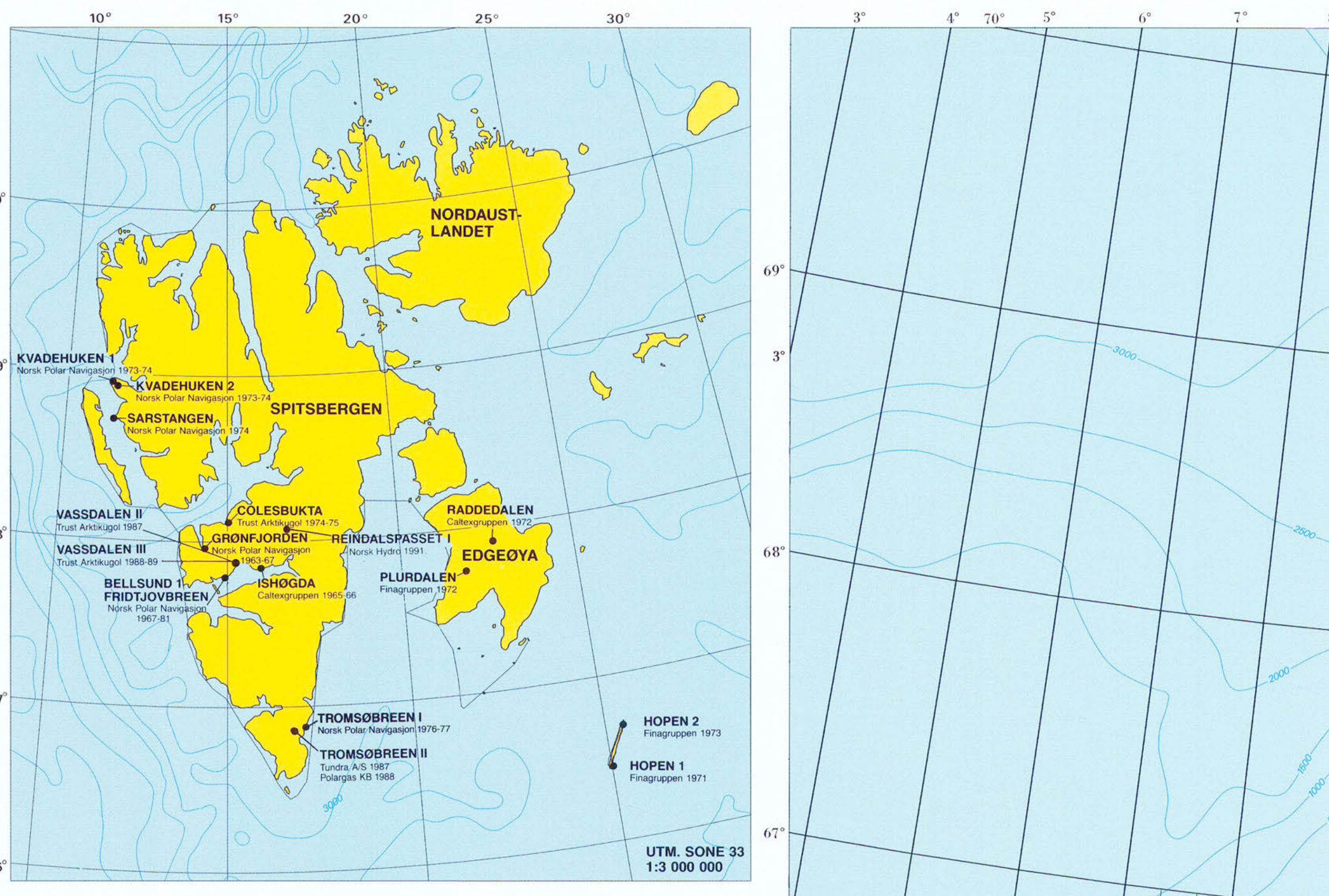
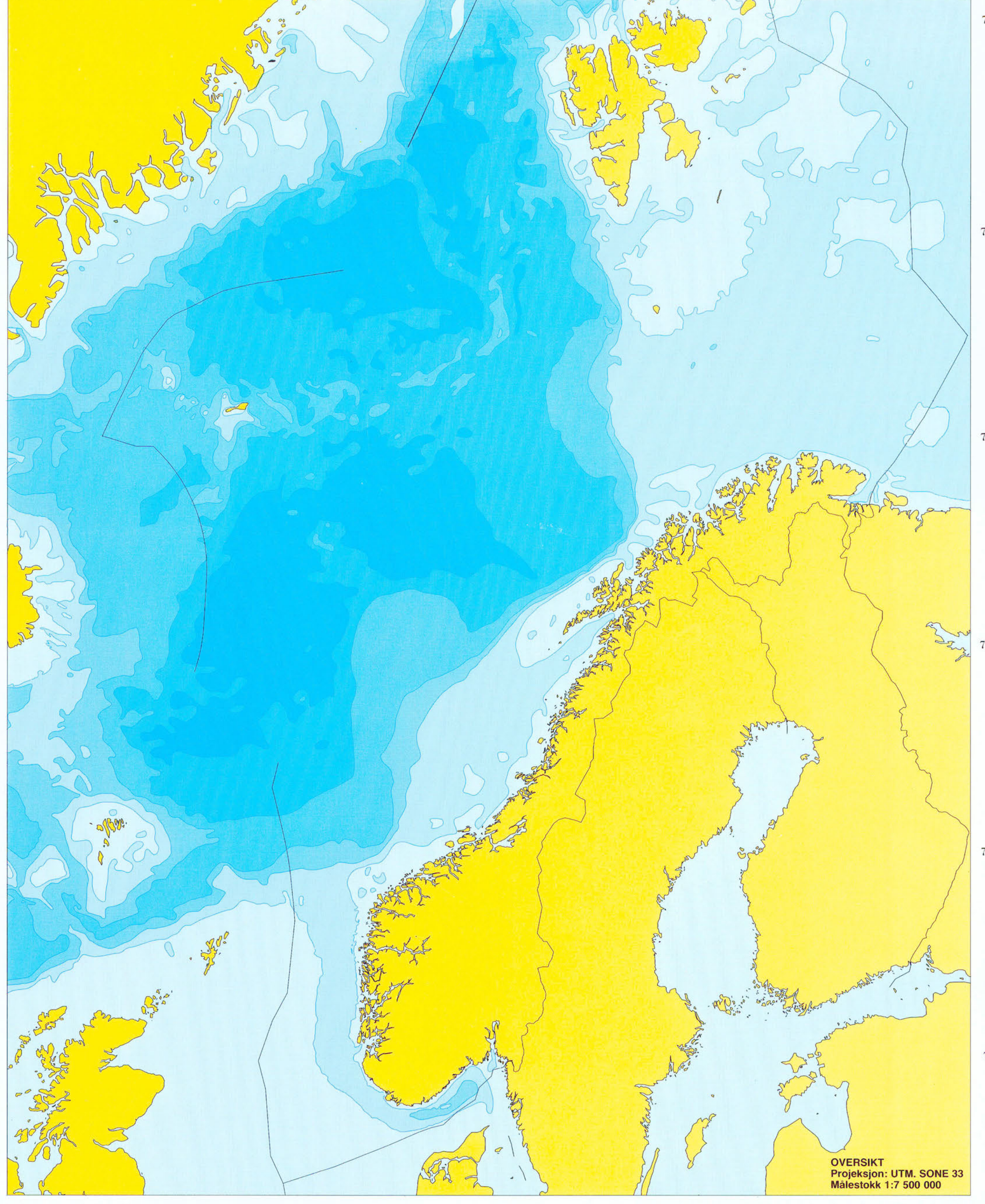


DE NORSKE KONTINENTALSOKKEL

Utvinningstillatelser per 27. mars 1991



TEGFORKLARING

1	2	3	4	5	6	7	8	9	10	11	12
DEN NORSKE STATS OLEJSELSKAP A/S (STATOL)											
ELF AGUATINE											
ESSO											
NORSKE SHELL											
NORSKE FINA											
TOTAL											
SAGA											
CONOCO											
BP											
MOBIL											
NORSKE AGIP											
DANEMEX											
AMOCO											
NORSK HYDRIO											
PHILLIPS											
Tilbakelevert											

Retledning, olje
Retledning, gass
GASFELT
GASSFELT
KONDENSATFELT

Id	Navn	Retningsnett	Andel
001 1960 10	AS NORSE SHELL	100%	100%
001 1960 110	ESSE NORSE AS	100%	100%
001 1960 201	AMOCO NORWAY OIL COMPANY	100%	100%
001 1960 212	ENTREPRISE OL NORWEGIAN AS	100%	100%
001 1960 250	ESSE NORSE AS	100%	100%
001 1960 251	ESSE NORSE AS	100%	100%
001 1960 252	ESSE NORSE AS	100%	100%
001 1960 253	ESSE NORSE AS	100%	100%
001 1960 254	ESSE NORSE AS	100%	100%
001 1960 255	ESSE NORSE AS	100%	100%
001 1960 256	ESSE NORSE AS	100%	100%
001 1960 257	ESSE NORSE AS	100%	100%
001 1960 258	ESSE NORSE AS	100%	100%
001 1960 259	ESSE NORSE AS	100%	100%
001 1960 260	ESSE NORSE AS	100%	100%
001 1960 261	ESSE NORSE AS	100%	100%
001 1960 262	ESSE NORSE AS	100%	100%
001 1960 263	ESSE NORSE AS	100%	100%
001 1960 264	ESSE NORSE AS	100%	100%
001 1960 265	ESSE NORSE AS	100%	100%
001 1960 266	ESSE NORSE AS	100%	100%
001 1960 267	ESSE NORSE AS	100%	100%
001 1960 268	ESSE NORSE AS	100%	100%
001 1960 269	ESSE NORSE AS	100%	100%
001 1960 270	ESSE NORSE AS	100%	100%
001 1960 271	ESSE NORSE AS	100%	100%
001 1960 272	ESSE NORSE AS	100%	100%
001 1960 273	ESSE NORSE AS	100%	100%
001 1960 274	ESSE NORSE AS	100%	100%
001 1960 275	ESSE NORSE AS	100%	100%
001 1960 276	ESSE NORSE AS	100%	100%
001 1960 277	ESSE NORSE AS	100%	100%
001 1960 278	ESSE NORSE AS	100%	100%
001 1960 279	ESSE NORSE AS	100%	100%
001 1960 280	ESSE NORSE AS	100%	100%
001 1960 281	ESSE NORSE AS	100%	100%
001 1960 282	ESSE NORSE AS	100%	100%
001 1960 283	ESSE NORSE AS	100%	100%
001 1960 284	ESSE NORSE AS	100%	100%
001 1960 285	ESSE NORSE AS	100%	100%
001 1960 286	ESSE NORSE AS	100%	100%
001 1960 287	ESSE NORSE AS	100%	100%
001 1960 288	ESSE NORSE AS	100%	100%
001 1960 289	ESSE NORSE AS	100%	100%
001 1960 290	ESSE NORSE AS	100%	100%
001 1960 291	ESSE NORSE AS	100%	100%
001 1960 292	ESSE NORSE AS	100%	100%
001 1960 293	ESSE NORSE AS	100%	100%
001 1960 294	ESSE NORSE AS	100%	100%
001 1960 295	ESSE NORSE AS	100%	100%
001 1960 296	ESSE NORSE AS	100%	100%
001 1960 297	ESSE NORSE AS	100%	100%
001 1960 298	ESSE NORSE AS	100%	100%
001 1960 299	ESSE NORSE AS	100%	100%
001 1960 300	ESSE NORSE AS	100%	100%
001 1960 301	ESSE NORSE AS	100%	100%
001 1960 302	ESSE NORSE AS	100%	100%
001 1960 303	ESSE NORSE AS	100%	100%
001 1960 304	ESSE NORSE AS	100%	100%
001 1960 305	ESSE NORSE AS	100%	100%
001 1960 306	ESSE NORSE AS	100%	100%
001 1960 307	ESSE NORSE AS	100%	100%
001 1960 308	ESSE NORSE AS	100%	100%
001 1960 309	ESSE NORSE AS	100%	100%
001 1960 310	ESSE NORSE AS	100%	100%
001 1960 311	ESSE NORSE AS	100%	100%
001 1960 312	ESSE NORSE AS	100%	100%
001 1960 313	ESSE NORSE AS	100%	100%
001 1960 314	ESSE NORSE AS	100%	100%
001 1960 315	ESSE NORSE AS	100%	100%
001 1960 316	ESSE NORSE AS	100%	100%
001 1960 317	ESSE NORSE AS	100%	100%
001 1960 318	ESSE NORSE AS	100%	100%
001 1960 319	ESSE NORSE AS	100%	100%
001 1960 320	ESSE NORSE AS	100%	100%
001 1960 321	ESSE NORSE AS	100%	100%
001 1960 322	ESSE NORSE AS	100%	100%
001 1960 323	ESSE NORSE AS	100%	100%
001 1960 324	ESSE NORSE AS	100%	100%
001 1960 325	ESSE NORSE AS	100%	100%
001 1960 326	ESSE NORSE AS	100%	100%
001 1960 327	ESSE NORSE AS	100%	100%
001 1960 328	ESSE NORSE AS	100%	100%
001 1960 329	ESSE NORSE AS	100%	100%
001 1960 330	ESSE NORSE AS	100%	100%
001 1960 331	ESSE NORSE AS	100%	100%
001 1960 332	ESSE NORSE AS	100%	100%
001 1960 333	ESSE NORSE AS	100%	100%
001 1960 334	ESSE NORSE AS	100%	100%
001 1960 335	ESSE NORSE AS	100%	100%
001 1960 336	ESSE NORSE AS	100%	100%
001 1960 337	ESSE NORSE AS	100%	100%
001 1960 338	ESSE NORSE AS	100%	100%
001 1960 339	ESSE NORSE AS	100%	100%
001 1960 340	ESSE NORSE AS	100%	100%
001 1960 341	ESSE NORSE AS	100%	100%
001 1960 342	ESSE NORSE AS	100%	100%
001 1960 343	ESSE NORSE AS	100%	100%
001 1960 344	ESSE NORSE AS	100%	100%
001 1960 345	ESSE NORSE AS	100%	100%
001 1960 346	ESSE NORSE AS	100%	100%
001 1960 347	ESSE NORSE AS	100%	100%
001 1960 348	ESSE NORSE AS	100%	100%
001 1960 349	ESSE NORSE AS	100%	100%
001 1960 350	ESSE NORSE AS	100%	100%
001 1960 351	ESSE NORSE AS	100%	100%
001 1960 352	ESSE NORSE AS	100%	100%
001 1960 353	ESSE NORSE AS	100%	100%
001 1960 354	ESSE NORSE AS	100%	100%
001 1960 355	ESSE NORSE AS	100%	100%
001 1960 356	ESSE NORSE AS	100%	100%
001 1960 357	ESSE NORSE AS	100%	100%
001 1960 358	ESSE NORSE AS	100%	100%
001 1960 359	ESSE NORSE AS	100%	100%
001 1960 360	ESSE NORSE AS	100%	100%
001 1960 361	ESSE NORSE AS	100%	100%
001 1960 362	ESSE NORSE AS	100%	100%
001 1960 363	ESSE NORSE AS	100%	100%
001 1960 364	ESSE NORSE AS	100%	100%
001 1960 365	ESSE NORSE AS	100%	100%
001 1960 366	ESSE NORSE AS	100%	100%
001 1960 367	ESSE NORSE AS	100%	100%
001 1960 368	ESSE NORSE AS	100%	100%
001 1960 369	ESSE NORSE AS	100%	100%
001 1960 370	ESSE NORSE AS	100%	100%
001 1960 371	ESSE NORSE AS	100%	100%
001 1960 372	ESSE NORSE AS	100%	100%
001 1960 373	ESSE NORSE AS	100%	100%
001 1960 374	ESSE NORSE AS	100%	100%
001 1960 375	ESSE NORSE AS	100%	100%
001 1960 376	ESSE NORSE AS	100%	100%
001 1960 377	ESSE NORSE AS	100%	100%
001 1960 378	ESSE NORSE AS	100%	100%
001 1960 379	ESSE NORSE AS	100%	100%
001 1960 380	ESSE NORSE AS	100%	100%
001 1960 381	ESSE NORSE AS	100%	100%
001 1960 382	ESSE NORSE AS	100%	100%
001 1960 383	ESSE NORSE AS	100%	100%
001 1960 384	ESSE NORSE AS	100%	100%
001 1960 385	ESSE NORSE AS	100%	100%
001 1960 386	ESSE NORSE AS	100%	100%
001 1960 387	ESSE NORSE AS	100%	100%
001 1960 388	ESSE NORSE AS	100%	100%
001 1960 389	ESSE NORSE AS	100%	100%
001 1960 390	ESSE NORSE AS	100%	100%
001 1960 391	ESSE NORSE AS	100%	100%
001 1960 392	ESSE NORSE AS	100%	100%
001 1960 393	ESSE NORSE AS	100%	100%
001 1960 394	ESSE NORSE AS	100%	100%
001 1960 395	ESSE NORSE AS	100%	100%
001 1960 396	ESSE NORSE AS	100%	100%
001 1960 397	ESSE NORSE AS	100%	100%
001 1960 398	ESSE NORSE AS	100%	100%
001 1960 399	ESSE NORSE AS	100%	100%
001 1960 400	ESSE NORSE AS	100%	100%